

Aurora Sports Hall of Fame Sports Heritage Education Program

Lesson Ideas for Grades 7-8

Language Arts

Lesson: Research Assignment: Sports Hall of Fame Honoured Members: Have students research a Sports Hall of Fame Honoured Member. With the information gathered, have students present their findings to the class. This lesson can be further developed to have the students write a newspaper article about the Honoured Member they have researched.

Lesson: Sports Hall of Fame Honoured Member Newspaper Article: Students will write a newspaper article about a Sports Hall of Fame Honoured Member.

Lesson: Reflection: Olympic Oath and Olympic Rings: Have the students reflect on the true meaning of the Olympic Oath and the colours of the Olympic Rings and discuss how these two symbols represent the Olympic Games as a whole.

Included: The Olympic Oath poster, and Olympic Rings poster.

History

Lesson: Grand Trunk Railroad and The Toronto and York Radial Railway Metropolitan Division: Students will investigate how the railroad and railway influenced life in Aurora Ontario.

Geography

Lesson: Map of York Region: Have students label a map of the communities that make up York Region Ontario and record the degrees of longitude and latitude.

Included: List of York Region communities, labelled map, blank map of York Region, and Answer Key.

Lesson: Canadian NHL Teams: Students will label the city locations of the Canadian NHL teams and record the degrees of longitude and latitude.

Included: Canadian NHL data sheet, map of Canada, and Answer Key.

Mathematics

Lesson: Math Attack Ice Hockey: Students will calculate the total number of points each country has received from 1920-2014, based on the top three medal standings in ice hockey. Have the students plot their findings from the table onto the corresponding graph.

Included: Ice Hockey activity sheet, graph, and Answer Key.

Lesson: "Who is your favourite NHL team?": Have students conduct a survey to find out their classmates' favourite NHL teams. Have the students plot their findings from the table onto the corresponding graph.

Included: NHL team data sheet and graph

Lesson: Olympic Pool: Have students calculate the volume of the lane swim pool at the Stronach Aurora Recreation Complex.

Art

Lesson: "Make your own Olympic Torch": Make an Olympic Torch for the upcoming Winter Olympics in Beijing China 2022.

Included: Images of Olympic Torches.

Grade 7-8 Language/History

Research Assignment

Learning Expectations:

- Use appropriate words, phrases, and terminology from the full range of their vocabulary.
- Identify a wide variety of presentation strategies used in oral texts and evaluate their effectiveness.
- Gather information to support ideas for writing, using a variety of strategies and a wide range of print and electronic resources.

Research one of the Aurora Sports Hall of Fame Honoured Members.

Consider the following:

Name:

Date of Birth:

Place of Birth:

Sport(s):

Awards won:

Fun Facts:

With the information that has been gathered, have the students create a presentation using Google Slides about the athlete they have researched. Make sure to include all information about the athlete, such as pictures and statistics.

The research the students have gathered can also be used to construct a newspaper article on the Sports Hall of Fame Honoured Member. See next lesson plan.

Resource: <https://aurorashof.ca/whos-in-the-hall/>.

Grade 7-8 Language Lesson

Sports Hall of Fame Honoured Member Newspaper Article

Learning Expectation:

- Produce a variety of media texts of some technical complexity for specific purposes and audiences, using appropriate forms, conventions, and techniques.
- Determine whether the ideas and information they have gathered are relevant, appropriate, and sufficiently specific for the purpose, and do more research if necessary.
- Demonstrate an understanding that different media texts reflect different points of view and that some texts reflect multiple points of view.

Activity:

- Write a newspaper article about one of the Aurora Sports Hall of Fame Honoured Members.

Go over the steps to create a newspaper article.

Creating a Newspaper Article:

1. Outline the purpose of your article.
2. Choose a topic.
3. Research the article. Use a “5Ws” organizer
4. Write the article.
5. Edit the article - have a friend proofread it.
6. Rewrite the article
7. Edit. Peer edit. Publish.Share

Resource Link for Sports Hall of Fame Honoured Members:

<https://aurorashof.ca/whos-in-the-hall/>

Grade 7-8 Language Lesson

Reflection

Learning Expectations:

- Write complex texts of a variety of lengths using a wide range of forms.
- Identify the topic, purpose, and audience for more complex writing forms.

Included:

- The Olympic Oath poster

Lesson:

- Have the students write a reflection paragraph and/or write up about what they believe is the true meaning of the Olympic Oath and of the colours of the Olympic Rings.
- The Olympic Oath is recited by an athlete from the host country and another oath is recited by a judge also from the host country. Both athlete and judge promise to abide by the Olympics rules and display true sportsmanship.
- The five rings represent the five major regions of the world: Africa, the Americas, Asia, Europe, and Oceania. All of the completing countries' national flags include at least one of the five colors of the Olympic Rings, which are blue, yellow, black, green, and red.

Activity:

- Reflect on how these symbols represent the Olympic Games as a whole and how they promote peace, unity, and friendship.

The Olympic Oath

The Olympic Oath is taken by one athlete and one judge from the host country on behalf of all participants.

The athlete of the host country holds the corner of the Olympic flag while reciting the following oath:

“In the name of all the competitors I promise that we shall take part in these Olympic Games, respecting and abiding by the rules which govern them, committing ourselves to a sport without doping and without drugs, in the true spirit of sportsmanship, for the glory of sport and the honour of our teams”.

The judge from the host country will then recite another oath while holding the Olympic flag:

“In the name of all the judges and officials, I promise that we shall officiate in these Olympic Games with complete impartiality, respecting, and abiding by the rules which govern them in the true spirit of sportsmanship”.



Grade 7-8 History Lesson

Metropolitan Radial Railway

Learning Expectations:

- Investigate the role of railways (Grand Trunk Railroad, CNR, CPR, and other lines) in the development of Ontario communities.

Lesson:

- The Metropolitan Radial Railway played an important role in the expansion and growth of Aurora.
- The men working at Aurora factories such as Fleury Agricultural Works and Collis Leather worked together like a team. They also formed successful sports teams, and competed in the Metropolitan Hockey League.


Activity:

- Have students brainstorm orally describing how they think workers came together as a community and influenced the sports played and celebrated in Aurora Ontario. Use “think, pair, share.”



The

Metropolitan Hockey League Championship trophy 1913, won by Aurora, on display in the Aurora Sports Hall of Fame.



TORONTO AND YORK RADIAL CROSSING G.T.R.

AURORA

This is just a little East of Yonge St.

3604



Metropoles Station, Aurora, Ont, Canada.

The Metropolitan Radial Line and Hockey League

The Railway age transformed life in Aurora. People could travel hundreds of kilometers in one day. People could work in one town and live in another. As well as being a major employer of local people, the train carried people, goods and fresh produce to Aurora at the turn of the century. Aurora flourished and grew! During this railway age, Aurora grew from a population of 1901 to 2726 people. Railway shop workers belonged to “brotherhoods”. These early unions provided insurance and sickness benefits as well as opportunities to form sports teams. Local leagues formed with teams made up of other “brotherhoods”, which played each other in lacrosse, baseball, and Canada’s favoured sport - hockey!

The Metropolitan Hockey League formed from towns along the radial railway line at the turn of the century. Teams took the train to play each other and the Metropolitan Radial Railway Company provided an impressive silver trophy which Aurora won in 1913. It can be seen in the Aurora Sports Hall of Fame display case at Stronach Aurora Recreation Complex!



Ground from the right in the middle row is the team's field.



Grade 7-8 Geography

Location of Canadian NHL Teams

Learning Expectations:

- Use appropriate vocabulary, including correct geographical terminology.
- Create and use a variety of maps for specific purposes.

Included:

- Canadian NHL data sheet.
- Map of Canada.
- Answer Key

Activity:

- Have the students label the Canadian NHL teams on the map of Canada.
- Record the cities' latitude and longitude to the nearest degree.

Label the following Canadian NHL teams locations in degrees of latitude and longitude.

Vancouver Canucks

Latitude:

Longitude:

Edmonton Oilers

Latitude:

Longitude:

Calgary Flames

Latitude:

Longitude:

Toronto Maple Leafs:

Latitude:

Longitude:

Montreal Canadiens:

Latitude:

Longitude:

Ottawa Senators:

Latitude:

Longitude:

Grade 7-8 Geography Location of Canadian NHL Teams

(Answer Key)

Vancouver Canucks

Latitude: 49° 11' N

Longitude: 123° 10' W

Edmonton Oilers

Latitude: 53° 34' N

Longitude: 113° 31' W

Calgary Flames

Latitude: 51° 6' N

Longitude: 114° 1' W

Toronto Maple Leafs:

Latitude: 43° 41' N

Longitude: 79° 38' W

Montreal Canadiens:

Latitude: 45° 28' N

Longitude: 73° 45' W

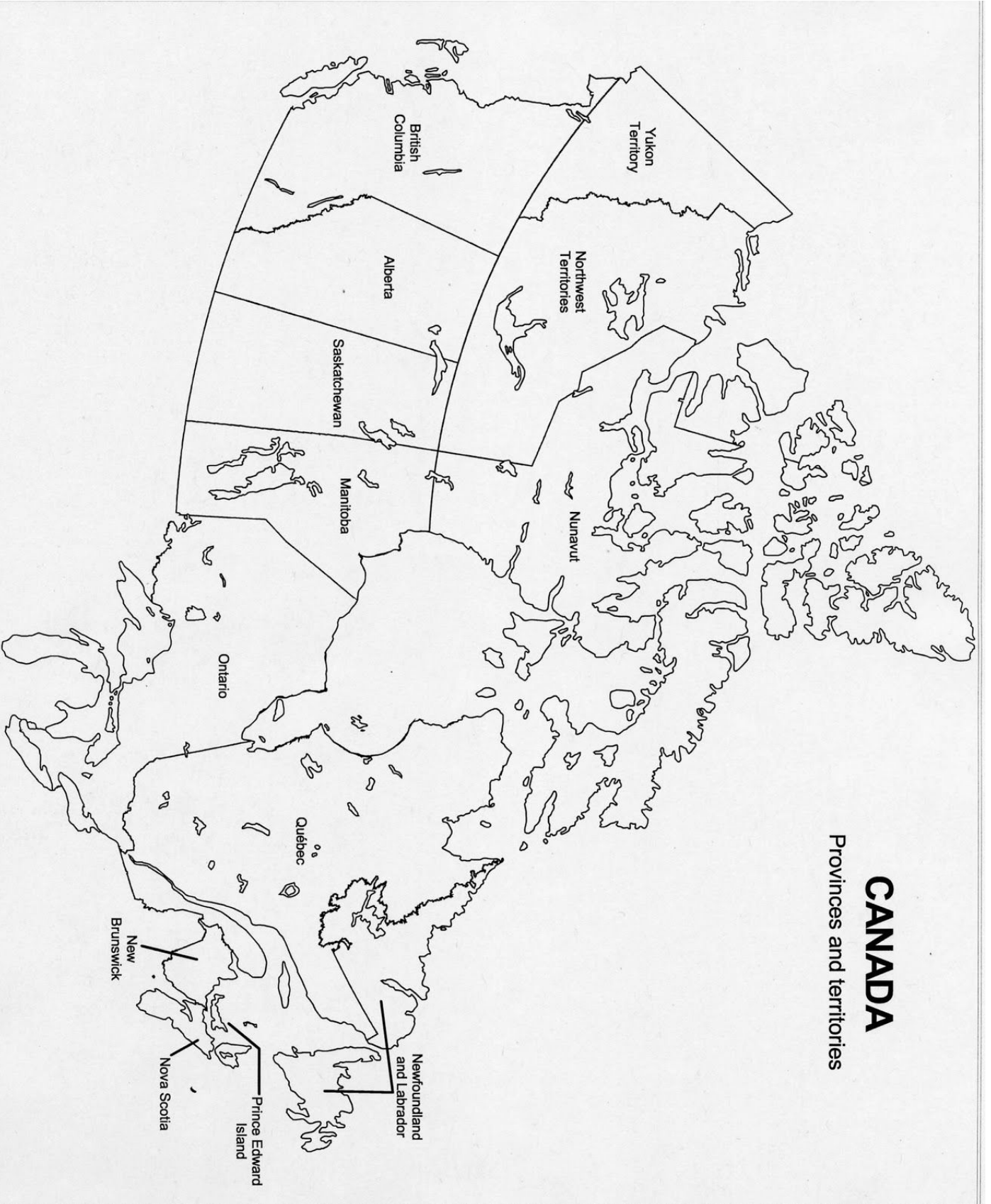
Ottawa Senators:

Latitude: 45° 19' N

Longitude: 75° 40' W

CANADA

Provinces and territories



Grade 7-8 Geography

Beijing 2022 Olympic Winter Games (National Flags)

Learning Expectations:

- Analyse and construct digital and print maps as part of their investigations into issues.

Included:

- National Flag Activity.

Activity:

- Express to the students the importance of the Olympic Rings and their colours. The five rings represent the five major regions of the world: Africa, the Americas, Asia, Europe, and Oceania. All of the Olympic competing countries' national flags include at least one of the five colours of the Olympic rings, which are blue, yellow, black, green, and red.
- Draw and colour the flags of the competing countries and label their flags.
- Have students cut and paste the national flags on a world map.

Beijing 2022 Olympic Winter Games National Flags

Draw, colour, and label the flags of the nations that competed in the Beijing Winter Olympics.
Cut out the flags and paste them on a map of the world.

--	--	--

--	--	--

--	--	--

--	--	--

--	--	--

Grade 7-8 Math Lesson

Math Attack Ice Hockey

Learning Expectations:

- Select an appropriate type of graph to represent a set of data, graph the data using technology, and justify the choice of graph.
- Collect and organize categorical, discrete, or continuous primary data and secondary data and display the data in charts, tables, and graphs that have appropriate titles, labels, and scales.

Included:

- Math Attack Ice Hockey Activity Sheet.
- Graph Scale 1-50.
- Answer Key.

Activity:

The following table has the Gold, Silver, and Bronze medal standings for Olympic Ice Hockey. Ice Hockey first became an Olympic sport during the 1920 Summer Olympic Games and has been part of the Olympic Winter Games since they began in 1924.

Have the students calculate the total number of points each country received in Ice Hockey.

Then have the students organize, label, and plot a graph(s) of each country's total number of points received from its medal standings.

- Background Information about the Unified Team- In the 1992 Winter Olympics, the Unified Team was formed by the former Soviet Union. The Unified Team only participated in the 1992 Winter Olympics and 1992 Summer Olympics.

Have students use the completed data to construct other various graphs (e.g. circle graph). This lesson can be either modified or adjusted depending on grade level.

Math Attack Ice Hockey

Ice Hockey was originally played during the Summer Olympic Games in 1920 and has been part of the Olympic Winter games since they began in 1924.

Year	Gold	Silver	Bronze
1920	Canada	USA	Czechoslovakia
1924	Canada	USA	Great Britain
1928	Canada	Sweden	Switzerland
1932	Canada	USA	West Germany
1936	Great Britain	Canada	USA
1948	Canada	Czechoslovakia	Switzerland
1952	Canada	USA	Sweden
1956	USSR	USA	Canada
1960	USA	Canada	USSR
1964	USSR	Sweden	Czechoslovakia
1968	USSR	Czechoslovakia	Canada
1972	USSR	USA	Czechoslovakia
1976	USSR	Czechoslovakia	West Germany
1980	USA	USSR	Sweden
1984	USSR	Czechoslovakia	Sweden
1988	USSR	Finland	Sweden
1992	Unified Team	Canada	Czechoslovakia
1994	Sweden	Canada	Finland
1998	Czech Republic	Russia	Finland
2002	Canada	USA	Russia
2006	Sweden	Finland	Czech Republic
2010	Canada	USA	Finland
2014	Canada	Sweden	Finland
2018	Russia	Germany	Canada

Assume that a gold medal is worth five points, a silver three points, and a bronze medal one point.

How many points would each of the following countries have?

Canada

USA

USSR

Czechoslovakia

Sweden

West Germany

Finland

Russia

Czech Republic

Switzerland

Unified Team

Great Britain

Once you have found out how many points each country has in total, organize and plot the top eight countries with the most points on a graph.

Grade 7-8 Math Lesson Math Attack Ice Hockey (Answer Key)

Year	Gold	Silver	Bronze
1920	Canada	USA	Czechoslovakia
1924	Canada	USA	Great Britain
1928	Canada	Sweden	Switzerland
1932	Canada	USA	West Germany
1936	Great Britain	Canada	USA
1948	Canada	Czechoslovakia	Switzerland
1952	Canada	USA	Sweden
1956	USSR	USA	Canada
1960	USA	Canada	USSR
1964	USSR	Sweden	Czechoslovakia
1968	USSR	Czechoslovakia	Canada
1972	USSR	USA	Czechoslovakia
1976	USSR	Czechoslovakia	West Germany
1980	USA	USSR	Sweden
1984	USSR	Czechoslovakia	Sweden
1988	USSR	Finland	Sweden
1992	Unified Team	Canada	Czechoslovakia
1994	Sweden	Canada	Finland
1998	Czech Republic	Russia	Finland
2002	Canada	USA	Russia
2006	Sweden	Finland	Czech Republic
2010	Canada	USA	Finland
2014	Canada	Sweden	Finland
2018	Russia	Germany	Canada

The number of points each country would have?

Canada- **60**

Czechoslovakia- **16**

Finland- **10**

Switzerland- **2**

USA- **35**

Sweden- **20**

Russia- **9**

Unified Team- **5**

USSR- **39**

West Germany- **2**

Czech Republic- **6**

Great Britain- **6**

44								
42								
40								
38								
36								
34								
32								
30								
28								
26								
24								
22								
20								
18								
16								
14								
12								
10								
8								
6								
4								
2								

Who is Your Favourite NHL team?

Learning Expectations:

- Collect and organize categorical, discrete, or continuous primary data and secondary data and display the data in charts, tables, and graphs that have appropriate titles, labels, and scales.

Included:

- NHL team survey and graph.

Activity:











- Have the students conduct a survey to find out their classmates' or schools' favourite NHL teams. Once the students have completed their surveys, have the students construct a graph(s) to display their findings.
- Encourage the students to use other graphs to display their findings.

Have students use the completed data to construct other various graphs (e.g. circle graph).

The graph can be either modified or adjusted depending on grade level.

Conduct a survey in your class to find out your classmates' favourite NHL teams.

NHL Teams		Tally
Vancouver Canucks		
Toronto Maple Leafs		
Montreal Canadiens		
Calgary Flames		
Ottawa Senators		
Edmonton Oilers		
Philadelphia Flyers		
Detroit Red Wings		
Pittsburgh Penguins		
New York Rangers		
Other		

20											
19											
18											
17											
16											
15											
14											
13											
12											
12											
11											
10											
9											
8											
7											
6											
5											
4											
3											
2											
1											
											Other

Grade 7-8 Math Lesson

Lane Swim Pool vs Olympic Sized Pool

Learning Expectations:

- Estimate, measure, and record length, area, mass, capacity, and volume; using the metric measurement system.

Lesson:

- An Olympic-Size pool must fit the regulations by the FINA (*Federation Internationale de Natation*). The FINA committee is in charge of all international competition aquatic sports.
- The following are the regulations for an Olympic-Size pool:
 - Length: 50 m
 - Height: 2 m
 - Width: 25 m
 - Number of lanes: 8 + 2
 - Lane width: 2.5 m
 - Depth: 2 m
 - Volume: 2500m³

Activity:

Give students the length, width, and depth of a regulated Olympic-Size pool. Have the students find out the volume of an Olympic-Size pool.

Visit the Stronach Aurora Recreation Complex to discover the dimensions of the lane swim pool. Compare the volumes of this recreational pool to an Olympic-Size pool.

Should the Town of Aurora build an Olympic-Sized pool at the Stronach Aurora Recreation Complex, so that we can host higher level swim meets, and so that our swimmers can develop their talents here in the Town of Aurora?

Grade 7-8 Art Lesson

“Make Your Own Olympic Torch”

Learning Expectation:

- Create two-dimensional and three-dimensional works of art that express feelings and ideas inspired by personal experiences.

Included:

- Images of Olympic Torches.

Activity:

- With a piece of 11 inch x 14 inch construction paper (any colour), wrap the paper until you make it into a cone shape.
- Write CANADA along the torch vertically (if desired).
- With red, yellow, and orange tissue paper, glue or tape the tissue paper to the inside of the construction paper (torch) to make it look like a flame. Cut the tissue paper to give it more of a flame effect.
- Decorate the torch (if desired).

Olympic Torches

