

Aurora Sports Hall of Fame

Lesson Ideas for Grades 5-6

Language Arts

Lesson: Writing a letter to a Sports Hall of Fame Honoured Member: Have the students write a letter to an Aurora Sports Hall of Fame Honoured Member.

Included: Table of various Sports Hall of Fame Honoured Members and letter template.

Lesson: Reflection paragraph: Have the students reflect on how the Olympics promote peace, unity, and friendship.

Included: Reflection template.

Lesson: "I Nominate...": Have the students pick a sports figure from Aurora to nominate into the Sports Hall of Fame.

Included: "I Nominate..." template.

Language Arts/Social Studies

Lesson: Research Assignment: Sports Hall of Fame Website: Have students research an Aurora Sports Hall of Fame Honoured Member.

Included: Table of various Sports Hall of Fame Honoured Members.

Social Studies

Lesson: Label Map of York Region: Students will label a map of York Region.

Included: Labeled York Region map and blank York Region map template.

Lesson: Vancouver 2010 Olympic Winter Games (National Flag): Students will research to find out which nations competed at the Vancouver 2010 Olympics. The students can also locate the countries competing on a world map and glue the proper flag on the country.

Included: National Flags activity template.

Mathematics

Lesson: Math Attack*Ice Hockey: Students will calculate the total number of points each country has received from 1920-2014, based on the top three medal standings in ice hockey. Have the students plot their findings from the table onto the corresponding graph.

Included: Ice Hockey activity template, graph, and answer key.

Lesson: "Who is your favourite Canadian NHL/NHL team?": Have students conduct a survey to find out their classmates' favourite Canadian NHL and/or NHL teams. Have the students plot their findings from the table onto the corresponding graph.

Included: Canadian NHL/NHL team data sheets and graphs.

Art

Lesson: "Make your own Olympic Torch": Make an Olympic Torch for the upcoming Winter Olympics in Beijing China 2022. Included: Images of Olympic Torches.

Grade 5-6 Language Lesson

Writing a Letter to a Sports Hall of Fame Honoured Member

Learning Expectations:

- Make revisions to improve the content, clarity, and interest of their written work.
- Produce a revised draft piece of writing to meet identified criteria based on the expectations related to the content, organization, style, and use of conventions.

Included:

- Table of various Sports Hall of Fame Honoured Members.
- Letter template.

Activity:

- Write a letter to one of the Aurora Sports Hall of Fame Honoured Members.

Steps to writing a letter:

1. Pick a person(s) to whom you would like to write a letter
2. Read his or her biography on the Hall of Fame website.
3. Brainstorm some of your ideas that you would like to include in your letter.
4. Write a rough draft of your letter.
5. Edit your rough draft.
6. Create a final draft of your letter.
7. Send your letter to the Honoured Member.

Honoured Member	Category	Sport	Year of Induction
Brian Stemmler	athlete	alpine skiing	2013
Harry (Hap) Holmes	athlete	hockey	2013
James Elder	athlete	equestrian	2013
Frank Stronach	builder	arenas, parks, fields, pools	2013
Carolyn (Cal) Bouchard	athlete	basketball	2013
Robert Bedard	athlete	tennis	1913
Norm Stunden	coach	softball	2014
Greg Hotham	athlete	hockey	2014
Ed McNally	athlete	soccer	2014
Bruce Stafford	coach/builder	volleyball	2014
Ben Steenhorst	builder	soccer	2014
Peter Miller	builder	all sports	2014
Alex Ansell	builder	hockey	2014
Mark Heese	athlete	beach volleyball	2015
Ken Sinclair	builder	tennis	2015
Lowell McClenny	media	media award	2015
Alan Dean	builder	soccer/parasports	2015
Mike Murphy	athlete/coach	hockey	2016
Mike Kitchen	coach	hockey	2016
Sheldon Galbraith	coach	figure skating	2016
Karen Stemmler	athlete	alpine skiing	2016
Mike Palmateer	athlete	hockey	2017
Dan Thompson	athlete	swimming	2017
William James Fleury	athlete	cricket	2017
Bob Wall	athlete	hockey	2017
David Morland IV	athlete	golf	2018
Bob Bain	coach	basketball	2018
Loring Doolittle	builder	hockey	2018
Paolina Allan	athlete	triathlon	2018

Grade 5-6 Language Lesson

“I Nominate...”

Learning Expectations:

- Make revisions to improve the content, clarity, and interest of their written work.

Included:

- “I Nominate...” template.

Lesson:

- Explain to the students that the Aurora Sports Hall of Fame is a celebration of sport history and excellence, dedicated to the recognition of the important place that sport has assumed within the fabric of Aurora. The Sports Hall of Fame continues to grow and give back to the community by preserving and celebrating sports heritage.
- Every year, Athletes, Builders/Contributors, and Coaches are inducted into the Sports Hall of Fame at the Annual Induction Ceremony which celebrates their accomplishments in sports. Their names are then engraved onto a plaque and put on display at the Hall of Fame at the Stronach Aurora Recreation Complex.

Activity:

- Have the students research a sports figure from Aurora Ontario that they wish could be inducted into the Sports Hall of Fame.
- A recipient must have direct connection to Aurora as defined by the following criteria:
 - Was born in Aurora, or
 - Was raised or spent his or her formative years in Aurora, or
 - Achieved his or her athletic prominence in Aurora, or
 - Made his or her contributions to athletics and sports in Aurora.
- Can be a friend or family member

Grade 5-6 Language/Social Studies Lesson

Research Assignment: Aurora Sports Hall of Fame Honoured Member

Learning Expectations:

- Demonstrate understanding of a variety of texts by summarizing important ideas and citing supporting details.
- Gather information to support ideas for writing, using a variety of strategies and a range of print and electronic resources.
- Sort and classify ideas and information for their writing in a variety of ways.
- Draft and revise their writing, using a variety of informational, literary, and graphic forms and stylistic elements appropriate for the purpose and audience.

Included:

- Table of various Sports Hall of Fame Honoured Members.

Activity:

Research one of the Aurora Sports Hall of Fame Honoured Members.

Consider the following:

Name:

Date of Birth:

Place of Birth:

Sport(s) :

Awards won:

Fun Facts:

With the information that has been gathered, have the students create a bulletin board and/or Powerpoint about the athlete they have researched. Make sure to include all information about the athlete, such as pictures and statistics. Prepare a short presentation to the class.

Following this lesson is a table with some of the Sports Hall of Fame Honoured Members. For a complete list, come visit the Sports Hall of Fame or visit the Sports Hall of Fame website

<https://aurorashof.ca/>

This lesson can be either modified or adjusted depending on grade level.

Honoured Member	Category	Sport	Year of Induction
Brian Stemmler	athlete	alpine skiing	2013
Harry (Hap) Holmes	athlete	hockey	2013
James Elder	athlete	equestrian	2013
Frank Stronach	builder	arenas, parks, fields, pools	2013
Carolyn (Cal) Bouchard	athlete	basketball	2013
Robert Bedard	athlete	tennis	1913
Norm Stunden	coach	softball	2014
Greg Hotham	athlete	hockey	2014
Ed McNally	athlete	soccer	2014
Bruce Stafford	coach/builder	volleyball	2014
Ben Steenhorst	builder	soccer	2014
Peter Miller	builder	all sports	2014
Alex Ansell	builder	hockey	2014
Mark Heese	athlete	beach volleyball	2015
Ken Sinclair	builder	tennis	2015
Lowell McClenny	media	media award	2015
Alan Dean	builder	soccer/parasports	2015
Mike Murphy	athlete/coach	hockey	2016
Mike Kitchen	coach	hockey	2016
Sheldon Galbraith	coach	figure skating	2016
Karen Stemmler	athlete	alpine skiing	2016
Mike Palmateer	athlete	hockey	2017
Dan Thompson	athlete	swimming	2017
William James Fleury	athlete	cricket	2017
Bob Wall	athlete	hockey	2017
David Morland IV	athlete	golf	2018
Bob Bain	coach	basketball	2018
Loring Doolittle	builder	hockey	2018
Paolina Allan	athlete	triathlon	2018

Grade 5-6 Social Studies

Label Map of York Region

Learning Expectations:

- Locate on a map community boundaries and adjacent communities (towns) within a region and use longitude and latitude to locate cities within a region.

Included:

- Map of York Region.
- Blank map of York Region.

Activity

- Have the students label the blank map with the 9 cities that make up York Region.
- Students also research the GPS coordinates of the major towns while studying the concept of longitude and latitude


Municipality	Latitude	Longitude
Aurora	44.006480	-79.450396
East Gwillimbury	44.101065	-79.441781
Georgina	44.296296	-79.436232
King	43.963184	-79.605288
Markham	43.856100	-79.337019
Newmarket	44.059187	-79.461256
Richmond Hill	43.882840	-79.440281
Stouffville	43.970586	-79.244284
Vaughan	43.837208	-79.508276

Greater Toronto Area



Canada hosting the Olympics

Canada hosted its first Olympics in 1976 in Montreal.



Canada hosted the Olympics in 1988 in Calgary.



Canada hosted its third Olympics
in 2010 in Vancouver.



Grade 5-6 Social Studies

Vancouver 2010 Olympic Winter Games (National Flags)

Learning Expectations:

- Identify some of the major ways Canada interacts with other nations of the world.

Included:

- National Flag Activity.
- World Map template.

Activity:

- Express to the students the importance of the Olympic Rings and their colours. The five rings represent the five major regions of the world: Africa, the Americas, Asia, Europe, and Oceania. All of the competing countries' national flags include at least one of the five colours of the Olympic rings, which are blue, yellow, black, green, and red.
- Have the students research some of the nations who competed in the Vancouver 2010 Olympic Winter Games.
- Draw and colour the flags of the competing countries and label their flags.
- Have students cut and paste the national flags on a world map.

Vancouver 2010 Olympic Winter Games National Flags

Draw, colour and label the flags of the nations that competed in the Vancouver 2010 Olympics.
Cut out the flags and paste them on a map of the world.

--	--	--

--	--	--

--	--	--

--	--	--

--	--	--

Grade 5-6 Math Lesson

Math Attack Ice Hockey

Learning Expectations:

- Collect and organize categorical, discrete, or continuous primary data and secondary data and display the data in charts, tables, and graphs that have appropriate titles, labels, and scales.

Included:

- Math Attack * Ice Hockey Activity Sheet.
- Graph Scale 1-50.
- Answer Key.

Activity:

The following table has the Gold, Silver, and Bronze medal standings for Olympic Ice Hockey. Ice Hockey first became an Olympic Sport during the 1920 Summer Olympic Games, and has been part of the Winter Olympic Games since they began in 1924.

Have the students calculate the total number of points each country received in Ice Hockey.

Then have the students organize, label, and plot a graph(s) of each country's total number of points received from its medal standings.

- Background Information about the Unified Team- In the 1992 Winter Olympics, the Unified Team was formed by the former Soviet Union. The Unified Team only participated in the 1992 Winter Olympics and 1992 Summer Olympics.

This lesson can be either modified or adjusted depending on grade level.

Math Attack Ice Hockey

Men's Ice Hockey was originally played during the Olympic Summer Games in 1920 and has been part of the Olympic Winter Games since they began in 1924.

Year	Gold	Silver	Bronze
1920	Canada	USA	Czechoslovakia
1924	Canada	USA	Great Britain
1928	Canada	Sweden	Switzerland
1932	Canada	USA	West Germany
1936	Great Britain	Canada	USA
1948	Canada	Czechoslovakia	Switzerland
1952	Canada	USA	Sweden
1956	USSR	USA	Canada
1960	USA	Canada	USSR
1964	USSR	Sweden	Czechoslovakia
1968	USSR	Czechoslovakia	Canada
1972	USSR	USA	Czechoslovakia
1976	USSR	Czechoslovakia	West Germany
1980	USA	USSR	Sweden
1984	USSR	Czechoslovakia	Sweden
1988	USSR	Finland	Sweden
1992	Unified Team	Canada	Czechoslovakia
1994	Sweden	Canada	Finland
1998	Czech Republic	Russia	Finland
2002	Canada	USA	Russia
2006	Sweden	Finland	Czech Republic
2010	Canada	USA	Finland
2014	Canada	Sweden	Finland
2018	Russia	Germany	Canada

Assume that a gold medal is worth five points, a silver three points, and a bronze medal one point.

How many points would each of the following countries have?

Canada	USA	USSR
Czechoslovakia	Sweden	West Germany
Finland	Russia	Czech Republic
Switzerland	Unified Team	Great Britain

Once you have found out how many points each country has in total, organize and plot the top eight countries with the most points on a graph.

Grade 5-6 Math Attack Ice Hockey (Answer Key)

Assume that a gold medal is worth five points, a silver three points, and a bronze medal one point.

How many points would each of the following countries have?

Canada- 60	USA- 35	USSR- 39
Czechoslovakia- 16	Sweden- 20	West Germany- 2
Finland- 10	Russia- 9	Czech Republic- 6
Switzerland- 2	Unified Team- 5	Great Britain- 6

Top eight countries: Canada, USA, USSR, Czechoslovakia, Sweden, Finland, Czech Republic, Great Britain.

Grade 5-6 Math Lesson

Who is Your Favourite Canadian NHL Team?

and/or

Who is Your Favourite NHL Team?

Learning Expectations:

- Collect data by conducting a survey or an experiment.
- Collect and organize discrete and continuous primary data and secondary data and display the data in charts, tables, and graphs that have appropriate titles, labels, and scales.

Included:







- Canadian NHL/NHL team data sheets and graphs.

Activity:

- Have the students conduct a survey to find out their classmates' favourite Canadian NHL and/or favourite NHL teams.
- Once the students have completed their surveys, have the students construct a graph(s) to display their findings.

Conduct a survey in your class to find out your classmates' favourite Canadian NHL teams.

Canadian NHL Teams	Tally	Frequency
Vancouver Canucks		
Toronto Maple Leafs		
Montreal Canadiens		
Edmonton Oilers		
Calgary Flames		
Ottawa Senators		

20						
19						
18						
17						
16						
15						
14						
13						
12						
11						
10						
9						
8						
7						
6						
5						
4						
3						
2						
1						
						

Conduct a survey in your class to find out your classmates' favourite NHL teams.

NHL Teams		Tally
Vancouver Canucks		
Toronto Maple Leafs		
Montreal Canadiens		
Calgary Flames		
Ottawa Senators		
Edmonton Oilers		
Philadelphia Flyers		
Detroit Red Wings		
Pittsburgh Penguins		
New York Rangers		
Other		

Physical Education Grade 5-6 Lesson

Create Your Own Sport

Expectation:

- Participate on a regular basis in physical activities that maintain or improve physical fitness.

Activity:

- As a class or in small groups, have students develop a new game using equipment already used in other sports or gym activities (e.g. Balls, Beanbags, or Frisbees).
- Can be Target, Net/Wall, Striking Fielding, or Territory based
- Have groups introduce their sports to their classmates, or teach a group of younger students in the primary division.

Grade 5-6 Art Lesson

“Make your own Olympic Torch”

Learning Expectation:

- Create two-dimensional and three-dimensional works of art that express feelings and ideas inspired by personal experiences.

Included:

- Images of Olympic Torches.

Activity:

- With a piece of 11 inch x 14 inch construction paper (any colour), wrap the paper until you make it into a cone shape.
- Write CANADA along the torch vertically (if desired).

- With red, yellow, and orange tissue paper, glue or tape the tissue paper into the inside of the construction paper (torch) to make it look like a flame. Cut the tissue paper to give it more of a flame effect.
- Decorate the torch (if desired).

Olympic Torches

