

## Aurora Sports Hall of Fame Sports Heritage Education Program

### Lesson Ideas for Grades 1-2

#### Language Arts

**Lesson: Sports Questionnaire**: Have the students complete a sports questionnaire. This activity can also be used to help the students construct a paragraph.

**Included**: Sports Questionnaire and “My Sports Paragraph” templates.

#### Mathematics

**Lesson: Design a Sports Trophy**: Students will design their own sports trophy with geometric shapes.

**Included**: Geometric shapes template, example of a sports trophy, and “My Sports Trophy” template.

**Lesson: Favourite Sports**: Have students survey their classmates’ to find out their favourite sports and plot the data onto the graph.

**Included**: Survey templates and graphs.

#### Physical Education

**Lesson: Create your own Sport**: Have the students as a class or in small groups develop their own new sport.

#### Art

**Lesson: “Make your own Olympic Torch”**: Make an Olympic Torch for the upcoming Winter Olympics in 2018. **Included**: Poster of the Vancouver 2010 Olympic Torch.

## Grade 1-2 Language Arts Lesson

### Sports Questionnaire and “My Sports Paragraph”

#### **Learning Expectations:**

- Listen in order to understand and respond appropriately in a variety of situations for a variety of purposes.
- Draft and revise their writing, using a variety of informational, literary, and graphic forms and stylistic elements appropriate for the purpose and audience.

#### **Included:**

- Sports Questionnaire template.
- “My Sports Paragraph” templates.

#### **Lesson:**

- Create a list of all the students’ favourite sports and athletes. This list will help the students spell specific words correctly and reflect on the various sports and athletes they enjoy playing or watching.

#### **Activity:**

- When the list of the students’ favourite sports and athletes is complete, the students will fill in the sports questionnaire. The answers from the questionnaire can also be used to help the students construct a paragraph.

Name: \_\_\_\_\_

**Sports Questionnaire**  
**Paragraph Outline**

From the list of sports and athletes your class has made, complete the following questionnaire:

Name the sport you most enjoy watching.

\_\_\_\_\_

Name the sport you most enjoy playing.

\_\_\_\_\_

Who is your favourite athlete and why?

\_\_\_\_\_  
\_\_\_\_\_  
\_\_\_\_\_  
\_\_\_\_\_

Name a sport you have never tried before but would like to try some day.

Name: \_\_\_\_\_

## My Sports Paragraph

Handwriting practice lines for a paragraph. Each line set consists of a solid top line, a dashed middle line, and a solid bottom line. There are ten such sets of lines provided for writing.



AURORA SPORTS  
HALL of FAME



## Grade 1-2 Math Lesson

### Design a Sports Trophy

#### **Learning Expectations:**

- Identify and describe common two-dimensional shapes.
- Compose patterns, pictures, and designs, using common two-dimensional shapes.

#### **Included:**

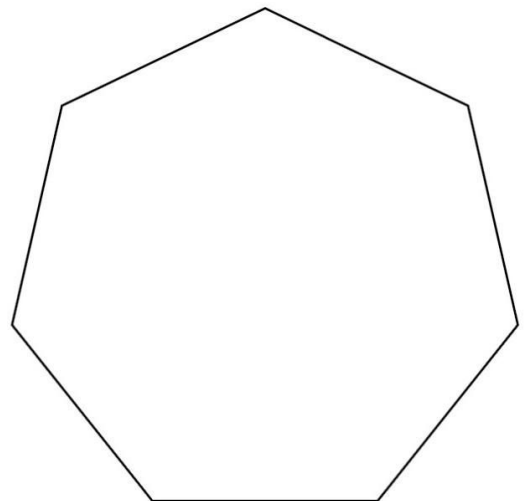

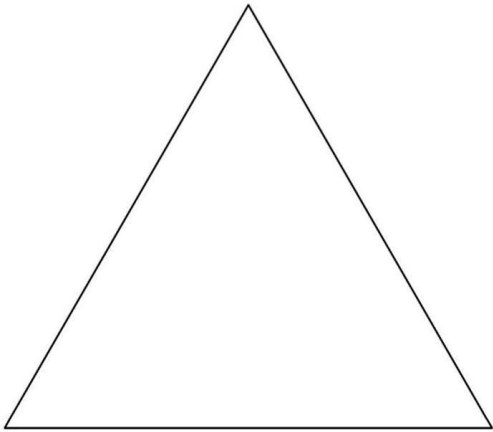
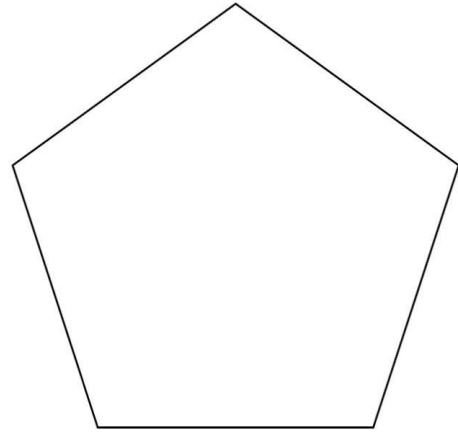

- Geometric Shapes template.
- Example of a sports trophy.
- “My Sports Trophy” template.

#### **Lesson:**

- Review with the students some of the main geometric shapes.

#### **Activity:**

- Photocopy the Geometric Shapes template and have the students design a sports trophy.



# My Sports Trophy





## Grade 1-2 Math Lesson Plan

### Favourite Sports

#### **Learning Expectations:**

- Collect and organize primary data that is categorical.
- Pose and answer questions about collected data.

#### **Included:**

- Survey templates
- Graph templates

#### **Lesson:**

- Review with the students the main features of a survey sheet and graph.
- Go over with the students the sports that are indicated on the survey sheet(s).

#### **Activity:**

- Have students conduct a survey about their classmates' favourite sports and plot their data (tally) onto a graph.

## My Classmates' Favourite Sports

Sports	Tally
Hockey	
Soccer	
Baseball	
Basketball	
Other	

## My Classmates' Favourite Sports

-

-

-

-

-

-

-

-

-

-

---

---

## My Classmates' Favourite Sports

Sports	Tally
Hockey	
Soccer	
Baseball	
Basketball	
Football	
Swimming	
Other	



AURORA SPORTS  
HALL of FAME



17							
16							
15							
14							
13							
12							
11							
10							
9							
8							
7							
6							
5							
4							
3							
2							
1							

## Grade 1-2 Physical Education Lesson

### Create your own Game

#### **Learning Expectations:**

Demonstrate an understanding of factors that contribute to their personal enjoyment of being active (e.g., having the opportunity to participate fully in all aspects of an activity, having a comfortable environment for activities, being able to explore different ways of being active, having the opportunity to take part in activities that relate to their cultural background) as they participate in a wide variety of individual and small-group activities.

#### **Activity:**

- As a class or in small groups, have students develop a new game using equipment already used in other sports or gym activities (e.g. Balls, Beanbags, or Frisbees).
- Can be Target, Net/Wall, Striking Fielding, or Territory based
- Have groups introduce their sports to their classmates, or teach a group of older students such as “reading buddies” in grade 7 or 8.

## Grade 1-2 Art Lesson Plan

### “Make your own Olympic Torch”

#### **Learning Expectation:**

- Create two-dimensional and three-dimensional works of art that express feelings and ideas inspired by personal experiences.

#### **Included:**

- Poster of the Vancouver 2010 Olympic Torch.

#### **Activity:**

- With a piece of 11 inch x 14 inch construction paper (any colour), wrap the paper until you make it into a cone shape.
- Write CANADA along the torch vertically (if desired).
- With red, yellow, and orange tissue paper, glue or tape the tissue paper into the inside of the construction paper (torch) to make it look like a flame. Cut the tissue paper to give it more of a flame effect.
- Decorate the torch (if desired).

# Vancouver 2010 Olympic Torch

